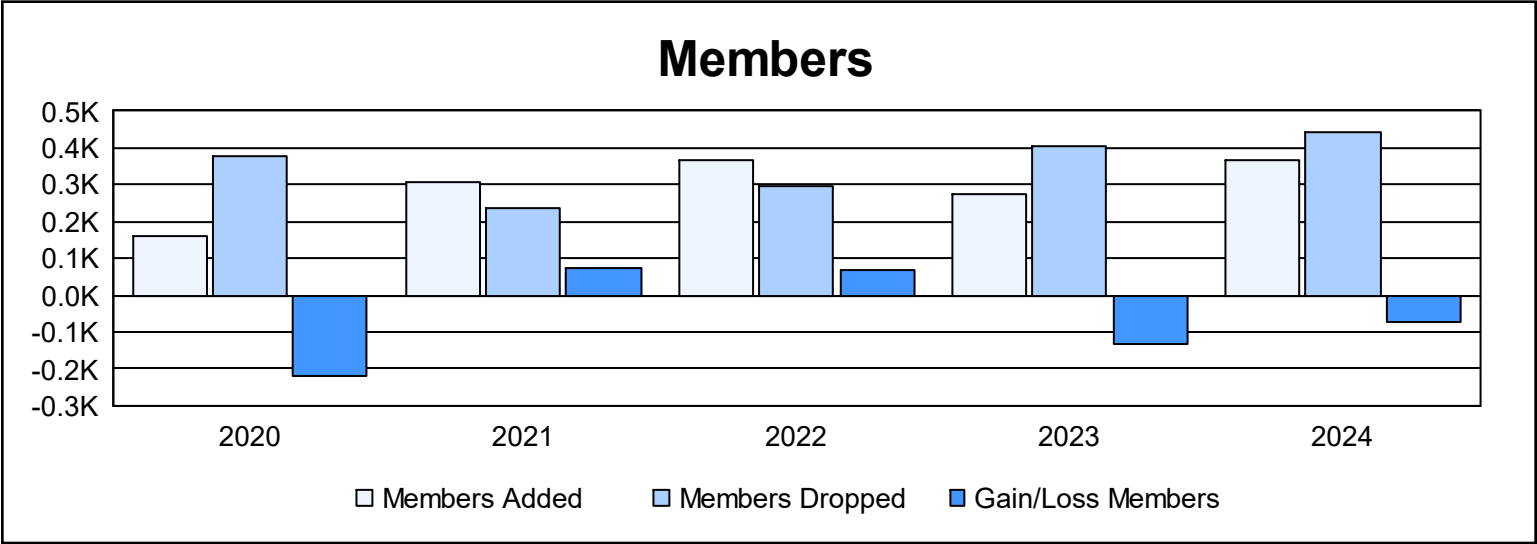
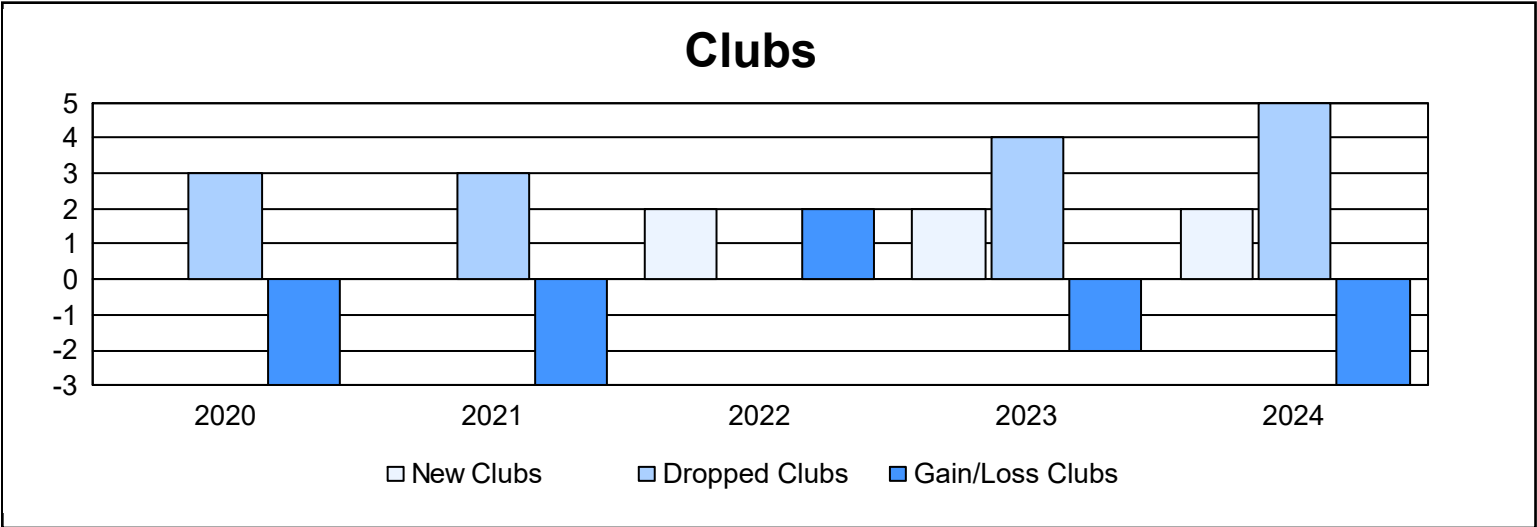
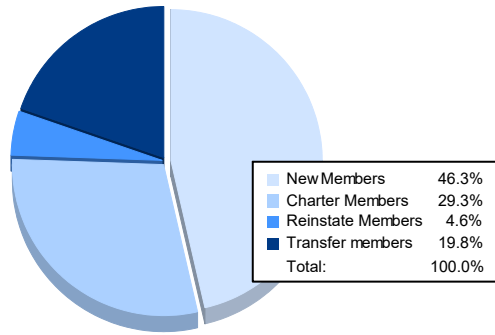


Year	New Clubs	Dropped Clubs	Gain/ Loss Clubs	New Members	Charter Members	Reinstate Members	Transfer Members	Total Member Added	Total Members Dropped	Gain/ Loss Members
2019-2020	0	3	-3	122	9	17	10	158	380	-222
2020-2021	0	3	-3	268	5	21	15	309	238	71
2021-2022	2	0	2	260	75	22	9	366	297	69
2022-2023	2	4	-2	186	51	18	18	273	403	-130
2023-2024	2	5	-3	171	108	17	73	369	443	-74
Average	1	3	-2	201	50	19	25	295	352	-57



### Membership Composition June 2024 Cumulative



### Gender Composition June 2024 Cumulative

